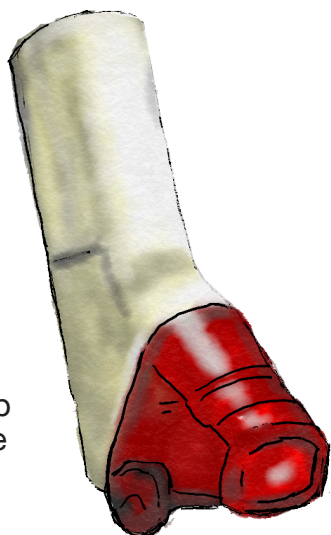


Instructions on how to use the Spiromax®

What is the Spiromax® device?

It is a device that contains multiple doses of a medication in the form of a dry powder. When inhaled through the inhaler's mouthpiece, the medicine reaches the lungs directly. Moisture can cause the medicine to clump together so it must be kept in a dry place. The person must be standing or sitting up straight to make it easier for the chest to expand. The mouthpiece should be cleaned regularly using a dry cloth. Do not wash with water as moisture affects the dry powder.



How do you use the Spiromax®?

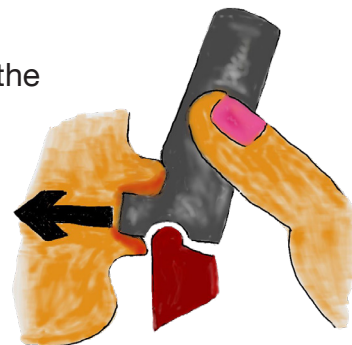
Either standing or sitting down, relax as much as you can and follow these instructions:

1. Hold the inhaler vertically and open the cover fully until you hear a click. Each time you open the lid a dose of medicine is prepared. Initially it contains 60 doses.



2. Breathe out fully (do not blow into the mouthpiece).

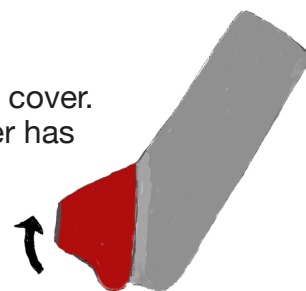
3. Close your lips around the mouthpiece and breathe in quickly and deeply through your mouth (do not block the device air ventilation slots).



4. Hold your breath in your lungs for 10 seconds or for as long as you can.

5. Breathe out slowly.

6. Fully close the protective cover. Check that the dose counter has deducted one unit.



7. Gargle and rinse your mouth after each use.

8. A window indicates the dose left (even numbers only). When less than 20 doses are left, the numbers will be red.

If you have any questions, please check with the nurse.